



**HTL - 9997**

1.25EL1V + 1.25NA1V +  
C12 + 1.25NA + STA +  
125COURABV



Footrest  
Open



Seat  
Cushion



STA-2GM  
(Close-up)





**HTL - 9997** 1.25EL1V + 1.25NA1V +  
STA + 125COURABV



Footrest  
Open



Seat  
Cushion





 **KD**

**HTL - 9997**

2.5S2V, 2.5S2VA



Footrest  
Open

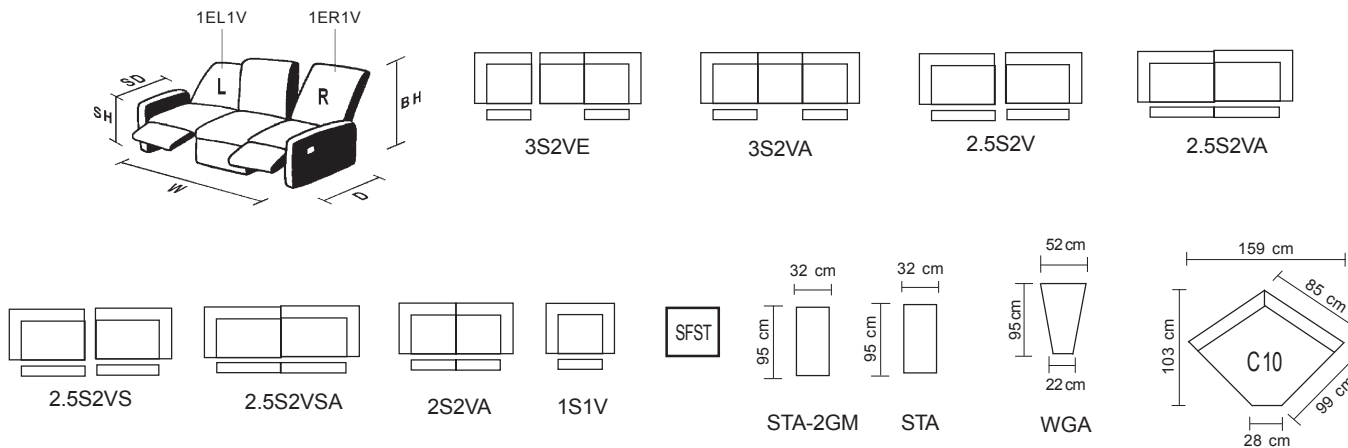


Seat  
Cushion



**DIMENSION**

Configuration	Width		Depth		Seat Depth		Back Height		Seat Height		Weight		Volume	
	cm	inch	cm	inch	cm	inch	cm	inch	cm	inch	kg	lb	m <sup>3</sup>	ft <sup>3</sup>
3S2VA, 3S2VE	227	89	98 - 157	39 - 62	55	22	98	39	47	19	116	256	2.18	76.99
2.5S2V, 2.5S2VA	213	84	98 - 157	39 - 62	55	22	98	39	47	19	109	240	2.05	72.24
2.5S2VS, 2.5S2VSA	198	78	98 - 157	39 - 62	55	22	98	39	47	19	101	223	1.90	67.15
2S2VA	168	66	98 - 157	39 - 62	55	22	98	39	47	19	86	190	1.61	56.98
1S1V	109	43	98 - 157	39 - 62	55	22	98	39	47	19	57	126	1.05	36.97
2.5EL1VSA, 2.5ER1VSA	174	69	98 - 157	39 - 62	55	22	98	39	47	19	88	194	1.67	59.01
2EL1VA, 2ER1VA	144	57	98 - 157	39 - 62	55	22	98	39	47	19	73	161	1.38	48.84
1.5EL1V, 1.5ER1V	106	42	98 - 157	39 - 62	55	22	98	39	47	19	55	122	1.02	35.95
1.25EL1V, 1.25ER1V	99	39	98 - 157	39 - 62	55	22	98	39	47	19	51	113	0.95	33.57
1EL1V, 1ER1V	84	33	98 - 157	39 - 62	55	22	98	39	47	19	43	95	0.81	28.49
1.25NA1V	75	30	98 - 157	39 - 62	55	22	98	39	47	19	38	84	0.72	25.44
1NA1V	61	24	98 - 157	39 - 62	55	22	98	39	47	19	31	69	0.59	20.69
1.25NA	75	30	98	39	56	22	98	39	47	19	27	60	0.72	25.44
1NA	60	24	98	39	56	22	98	39	47	19	22	48	0.58	20.35
1.25ELT, 1.25ERT	125	49	98	39	56	22	98	39	47	19	43	95	1.20	42.40
1ELT, 1ERT	110	43	98	39	56	22	98	39	47	19	38	84	1.06	37.31
C10	111	44	111	44	-	-	98	39	47	19	40	89	1.21	42.64
C12	115	45	115	45	-	-	98	39	47	19	43	95	1.30	45.77
STA	32	13	95	37	-	-	98	39	-	-	15	34	0.30	10.52
STA-2GM	32	13	95	37	-	-	99	39	-	-	16	36	0.30	10.63
WGA	52	20	95	37	-	-	98	39	-	-	20	45	0.48	17.10
1.25COULAB, 1.25COURAB	99	39	159 - 188	63 - 74	114	45	98	39	47	19	54	119	1.54	54.48
125COULABV, 125COURABV	99	39	159 - 188	63 - 74	114	45	98	39	47	19	54	119	1.54	54.48
SFST	51	20	51	20	-	-	-	-	43	17	12	27	0.11	3.95



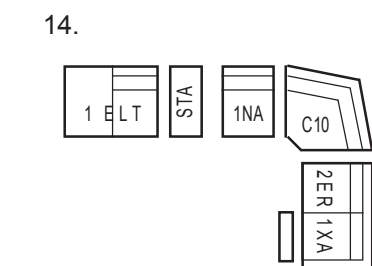
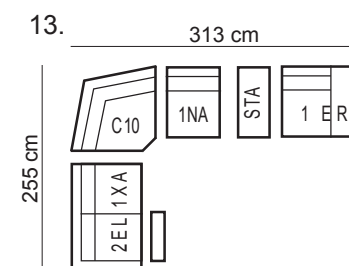
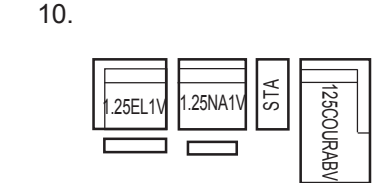
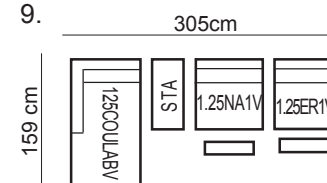
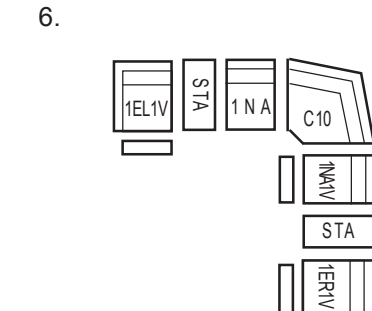
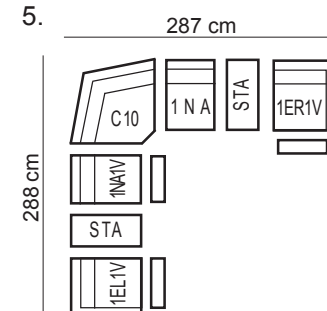
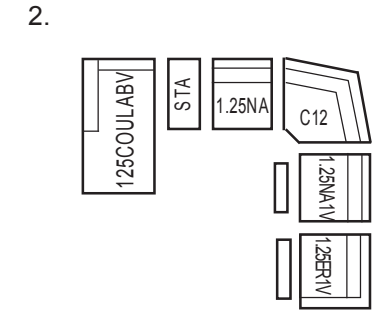
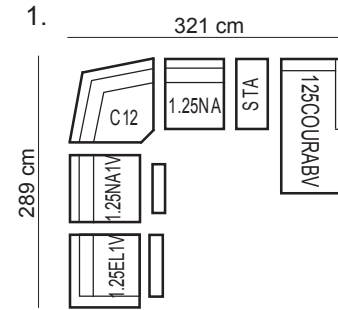
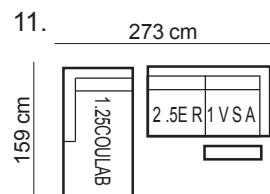
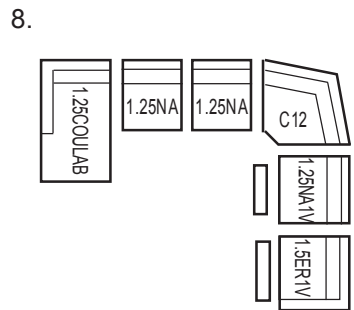
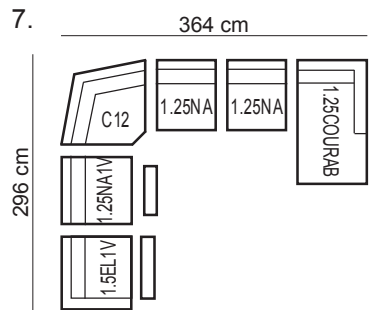
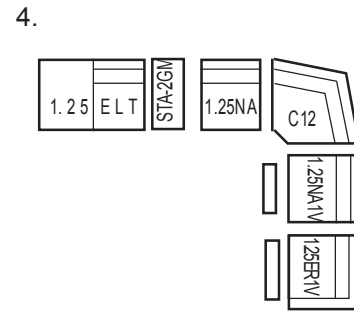
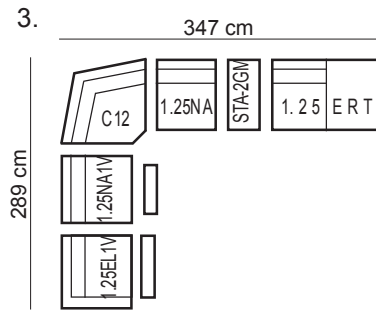
**CONSTRUCTION**

- ⇒ **SEAT** : No-sag Spring
- ⇒ **BACK REST** : Rubber Webbing
- ⇒ **SEAT CUSHION** : D/38S + D/29
- ⇒ **BACK REST CUSHION** : Loose Fibre
- ⇒ **SOFA LEGS** (front & rear) :
  - code : WLГ-212-27L / WLГ-392-27L / WLГ-149-27L / WLГ-276-27L / WLГ-950-27L / WLГ-433-27L / PLG-046-01L / PLG-004-01L / PLG-005-01L
  - material : Wooden / Plastic
  - height : 50mm (WLГ-212/392/149/276/433/950/433-27L, PLG-005-01L) ; 40mm (PLG-046-01L) ; 15mm (PLG-004-01L)
  - colour : 27 = Wenge / 01 = Black

\* Available in **MANUAL (X)**, **ELECTRIC (V)** & **BATTERY (B)** Versions

**HTL - 9997** # 3368

**COMBINATIONS**



HTL - 9997


# 3368

COMBINATIONS

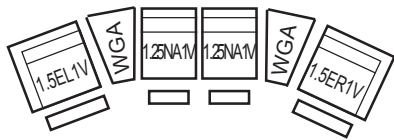
15.



16.



17.



18.



19.



20.

